



P

L

A

T

E

C

O

L

L

E

C

T

I

O

N

PLATE COLLECTION

Il progetto "Collezione Plate" rappresenta un'assoluta novità, un *unicum* innovativo di materiali, tecnologia e design Made in Italy che mette a disposizione di architetti e designer una serie di pulsantiere inedite e personalizzabili, dove la tecnologia più evoluta si fonde perfettamente con il design per rendere unico il controllo della luce nel mondo della nautica.

Le diverse linee, marinizzate, sono state concepite con materiali e forme diverse per soddisfare le più esigenti richieste stilistiche di cantieri e designer.

Tramite queste pulsantiere si possono attivare, in maniera semplice ed intuitiva, le funzioni più avanzate per controllare luci e movimentazioni a bordo. La personalizzazione dei tasti arricchisce un importante elemento di arredo.

*The "Plate Collection" project represents an absolute novelty, an innovative unicum of material, technology and design Made in Italy. That makes available to architects and designers a series of original and customizable marine wall plates. The most advanced technology blends perfectly with the design to make light control unique in the yachting market.*

*The different lines have been designed with different materials and shapes to meet the most demanding stylistic requirements of shipyards and designers.*

*Thanks to the possibility of customizing its button, the wall plate become an important element of furniture. Through them you can activate, in a simple and intuitive way, advanced functions to control lights and movements on board.*

*Y* PLATE

*Y*<sup>67</sup> PLATE

*H* PLATE

*k* PLATE

light   
*your*  
IMAGINATION



**ELEGANZA  
E MINIMALISMO  
NEL DESIGN**

MINIMALIST AND  
STYLISH DESIGN



**MATERIALI  
PREGIATI  
E ROBUSTI**

FINE AND STURDY  
MATERIALS



**TECNOLOGIA  
E FUNZIONALITÀ  
PER UN CONTROLLO  
INTUITIVO DELLA LUCE**

TECHNOLOGY AND FUNCTIONALITY  
FOR A HIGHLY INTUITIVE  
CONTROL OF THE AMBIENCE



**FLESSIBILITÀ  
DEL LAYOUT  
E PERSONALIZZAZIONE**

CUSTOM LAYOUT  
CONFIGURATIONS



**COLORI E FINITURE  
PERSONALIZZABILI**  
Custom finishes & colors

**STILE E TECNOLOGIA  
PER LA NAUTICA**  
Technology & stylish specifically  
made for on board

**TASTI  
PERSONALIZZABILI**  
Custom buttons

**TASTI  
RETROILLUMINATI**  
Backlit buttons



**COLORI  
PERSONALIZZABILI**  
CUSTOM COLORS

Etichette personalizzabili  
nei colori RAL su richiesta.  
Customized front label  
RAL color on demand.

**FINITURE  
PERSONALIZZABILI**  
CUSTOM FINISHES





**MODELLI E TASTI  
PERSONALIZZABILI**  
DIFFERENT MODELS AND  
CUSTOM BUTTONS  
WITH ICONS

Moodboard



**PORTAFRUTTI**  
SOCKET PLATES

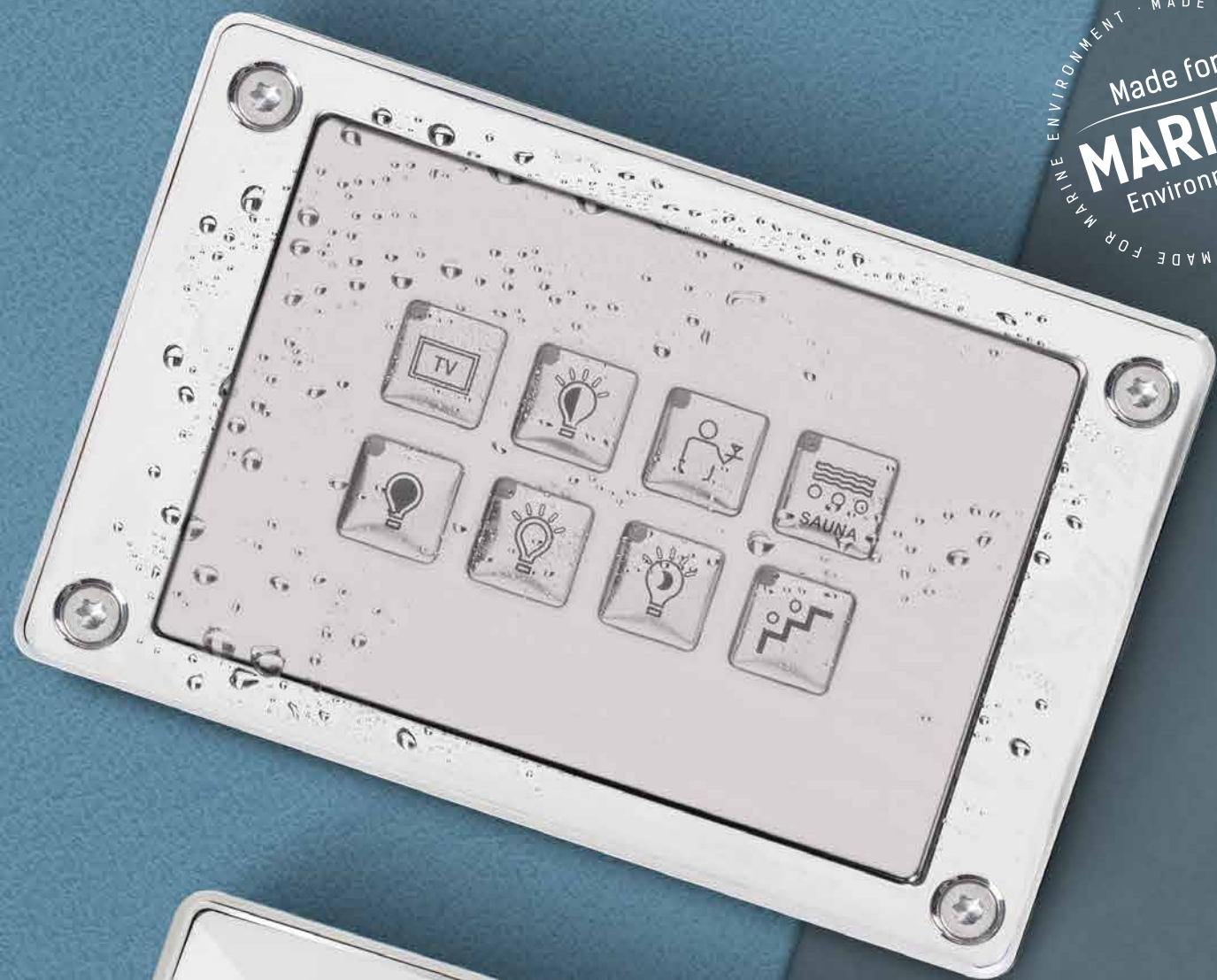
È disponibile una serie coordinata di portafrutti, corredata da una gamma completa di componenti ed accessori

For a full coordination between plates and sockets a specific range is supplied. Furnished with a complete set of components and accessories.





# Y67 PLATE



**PER AMBIENTI ESTERNI**  
Outdoor

**DIMENSIONI  
PERSONALIZZABILI  
SU RICHIESTA**  
Standard model available  
in different measures upon request

**ACCIAIO INOX AISI 316**  
Stainless steel AISI 316

**PROTEZIONE IP67**  
IP 67 protection

**ETICHETTE  
PERSONALIZZATE  
DA 2 A 8 TASTI**  
Custom labels from 2 to 8 buttons

**DISPONIBILI NELLA  
FINITURA LUCIDA E  
SATINATA SCOTCH BRITE**  
Scotch Brite or Gloss  
finishes available



# H PLATE



**ELEGANZA E  
MINIMALISMO NEL DESIGN**  
Minimalist and stylish design

**FINITURE  
PERSONALIZZABILI**  
Custom finishes

**MATERIALI  
PREGIATI E ROBUSTI**  
Fine and sturdy materials

**TASTI  
RETROILLUMINATI**  
Backlit buttons



**FINITURE STANDARD  
E PERSONALIZZABILI**  
STANDARD & CUSTOM FINISHES

- Nero opaco  
Matt black
- Argento anodizzato  
Anodized silver
- Bronzo spazzolato  
Brushed bronze

**DIFFERENTI TIPOLOGIE DI  
TASTI PERSONALIZZABILI**  
DIFFERENT CUSTOM BUTTONS SHAPES




**TASTI RETROILLUMINATI**  
LED blu standard; LED bianco su richiesta  
BACKLIT BUTTONS  
Standard blu LED; White LED up on request





## MODELLI E CONFIGURAZIONI DIVERSE

DIFFERENT MODELS AND LAYOUT CONFIGURATIONS (STANDARD 502-503)









**PORTAFRUTTI**  
SOCKET PLATES

È disponibile una serie coordinata di portafrutti, corredata da una gamma completa di componenti ed accessori.

For a full coordination between plates and sockets a specific range is supplied. Furnished with a complete set of components and accessories.



*Moodboard*





**COLORI E FINITURE  
PERSONALIZZABILI**  
Custom finishes & colors

**DESIGN E ALTA  
TECNOLOGIA**  
High-tech & design

**TASTI SOFTOUCH®  
PERSONALIZZABILI**  
SOFTOUCH® Custom buttons






**PULSANTI CON  
LED RGB DI FEEDBACK**  
RGB backlit buttons





**TASTI E LAYOUT  
PERSONALIZZABILI**

LAYOUT AND PUSH BUTTONS CUSTOMIZE






**TOTALE PERSONALIZZAZIONE  
DEI COLORI CON FINITURE  
LUCIDE O SATINATE**


TOTAL CUSTOMIZATION OF THE  
COLORS WITH FINISHES  
POLISHED OR MATT

**DIFFERENTI TIPOLOGIE DI  
TASTI PERSONALIZZABILI**

DIFFERENT CUSTOM BUTTONS  
SHAPES



Moodboard



## PORTAFRUTTI

SOCKET PLATES

È disponibile una serie coordinata di portafrutti, corredata da una gamma completa di componenti ed accessori.

For a full coordination between plates and sockets a specific range is supplied. Furnished with a complete set of components and accessories.



## DATI TECNICI

TECHNICAL DATA



YPLATE®

Realizzate in alluminio e disponibili in diverse configurazioni fino a 6 pulsanti, le YPlate® si caratterizzano per l'estrema semplicità di installazione: i connettori Plug&Play rendono rapidissimo il collegamento sia al sistema Yachtica® che a qualsiasi altro sistema domotico; l'aggancio magnetico al telaio riduce ulteriormente i tempi di installazione.

Oltre alla linea standard sono disponibili colori e finiture speciali, per soddisfare le richieste più esigenti. Le personalizzazioni con le icone sui tasti o i loghi del cantiere o dello yacht sulle etichette le rendono uniche.

È possibile decidere la modalità di accensione dei LED dei pulsanti oppure programmarne il funzionamento, se la tastiera è collegata al modulo SPD 808X della serie EasyBUS. Il coordinamento con le YPlate® Prese garantisce un risultato estetico uniforme.

Made of aluminium and available in different configurations up to 6 buttons, the YPlate® is characterized by the extreme simplicity of installation: the Plug&Play connectors make the connection very fast both the Yachtica® system and any other automation system; magnetic hooking to the frame further reduces installation time.

In addition to the standard line are available colors and special finishes, to meet the most demanding requests. Customizations with icons on the keys or logos of the shipyard or yacht on the labels make them unique.

You can decide how the LED of the buttons are turned on or plan how the key LEDs work if the keyboard is connected to the SPD 808X module in the EasyBUS series. Coordination with the YPlate® Socket ensures a uniform aesthetic result.

## CARATTERISTICHE TECNICHE

- Costruzione in alluminio ed etichetta in policarbonato
- Profili ultra-sottili e ingombri ridotti
- Fissaggio magnetico su telaio standard 503
- Installazione verticale o orizzontale
- Cablaggio Plug&Play con SPD 808X
- Ingressi a contatto pulito
- Pulsanti con LED di feedback
- Elettronica tropicalizzata

## FEATURES

- Aluminium construction and polycarbonate label
- Ultra-thin profiles and small footprints
- Magnetic fixation on standard 503 frame
- Vertical or horizontal installation
- Plug&Play wiring with SPD 808X
- Dry contact inputs
- Buttons with feedback LEDs
- Conformal coating treatment

## COLLEGAMENTO

### Collegamento a SPD 808X

- Connettore Plug&Play
- Funzionalità degli ingressi programmabili
- LED di stato programmabili

### Collegamento a contatti puliti

- Connettore con morsettiera
- Compatibilità con altri sistemi domotici
- Funzionamento LED di stato tramite dipswitch

## WIRING

### SPD 808X Wiring

- Plug&Play Tie
- Programmable input capabilities
- Programmable status LEDs

### Dry contact wiring

- Connector with terminal
- Compatibility with other automation system
- Status LED operation using dipswitch



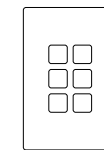
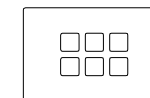
YPLATE®

## CONFIGURAZIONE YPLATE®

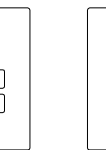
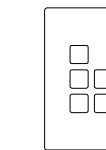
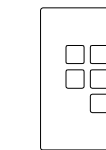
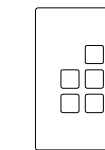
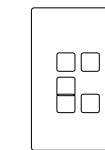
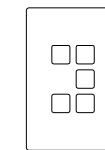
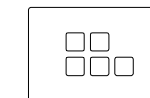
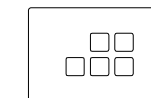
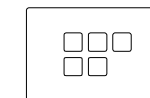
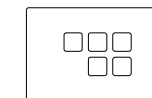
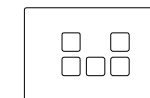
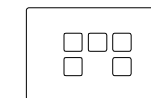
## YPLATE® CONFIGURATION

### LAYOUT

#### 6 BUTTONS


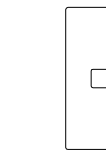
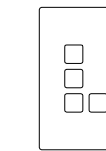
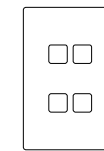
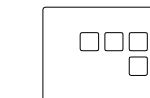
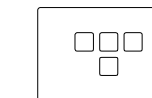
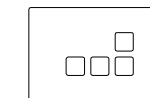
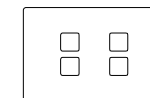


#### 5 BUTTONS

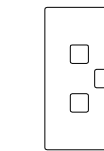

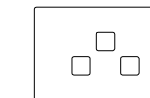
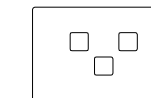


and more...

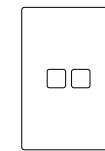
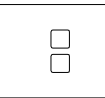
#### 4 BUTTONS



#### 3 BUTTONS



#### 2 BUTTONS



### COLORI

#### Colori standard

Bianco Lucido  
Nero lucido / opaco  
Acciaio Satinato

#### Personalizzazione

Colori etichetta  
e finiture cornice  
personalizzabili su  
richiesta.

#### Finiture standard Cornice

Argento satinato  
Cromata  
Nero satinato

### COLOURS

#### Standard colours

Gloss White  
Gloss / Matt Black  
Brushed Steel

#### Custom finishes

On request, the labels in RAL  
colors and customizable frame  
finishes.

#### Standard finishes

Satin silver  
Chrome  
Black satin

### ICONE PERSONALIZZATE

Su richiesta, loghi e icone stampate sull'etichetta, per una semplice e completa personalizzazione.

### CUSTOM ICONS

On request, logos and icons printed on the label, for a simple and complete customization.

## YPLATE® PRESE

Per un perfetto coordinamento con le pulsantiere viene fornita una specifica serie di prese, corredata da un'ampia gamma di componenti e accessori: schuko, bipasso, RJ11, RJ45, ecc. Le prese sono disponibili negli standard 503 e 504.

## YPLATE® SOCKET

A specific set of sockets is provided for perfect coordination with the buttons, accompanied by a wide range of components and accessories: schuko, bypass, RJ11, RJ45, etc. The socket are available for 503 and 504 standard.

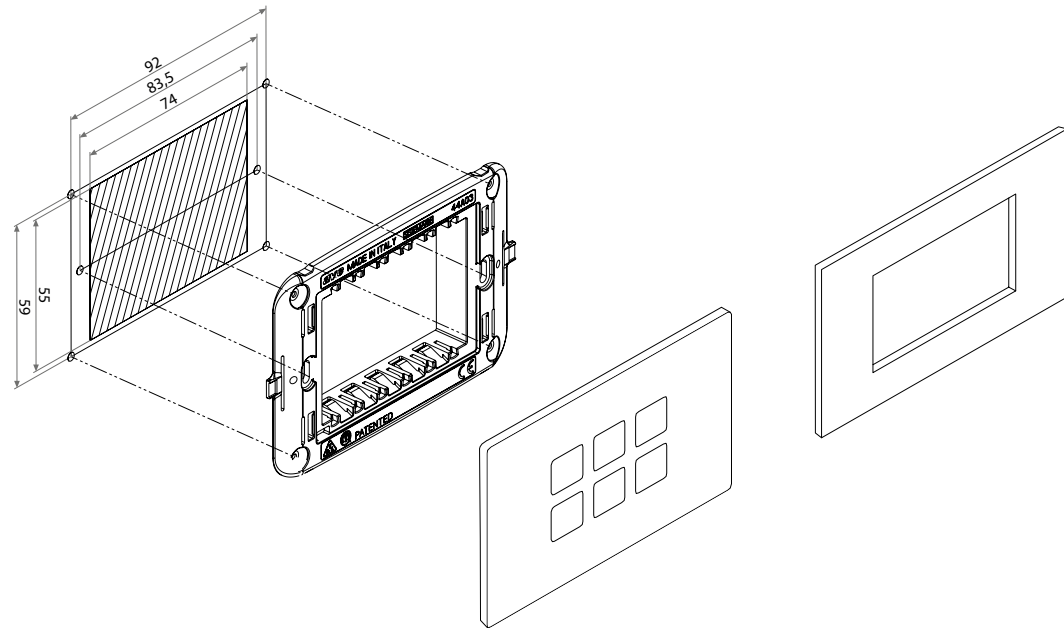


YPLATE®

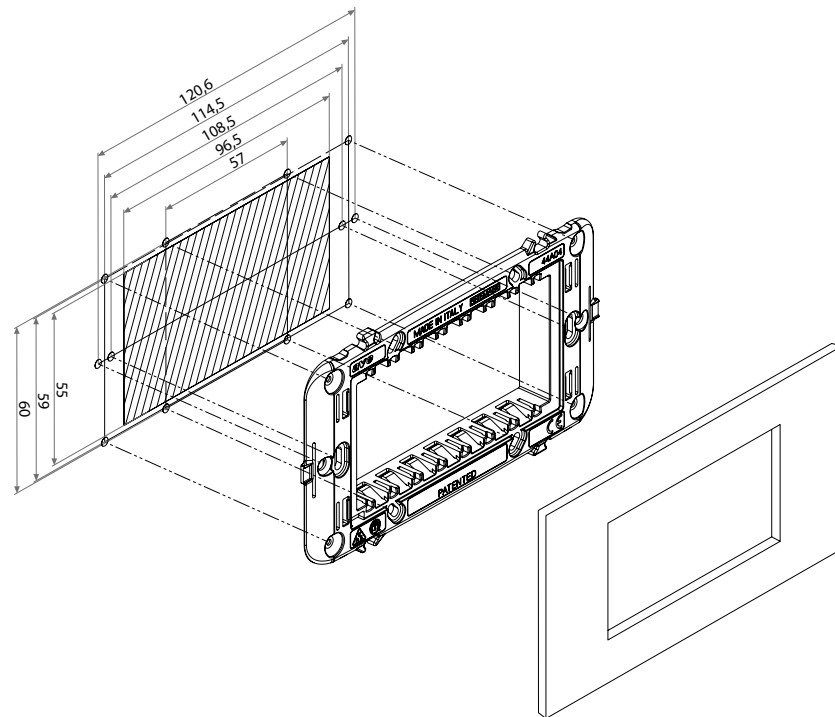
DIME DI FORATURA (in mm)

CUTOUT TEMPLATE (mm)

503



504



**DATI TECNICI**

Alimentazione del LED	12-24Vdc
Dimensioni YPlate 503 (L x A x P)	120x80x6mm
Dimensioni YPlate Prese 503 (L x A x P)	120x80x6mm
Dimensioni YPlate Prese 504 (L x A x P)	143x80x6mm

**TECHNICAL DATA**

LED power	12-24Vdc
Size YPlate 503 (W x H x D)	120x80x6mm
Size YPlate Socket 503 (W x H x D)	120x80x6mm
Size Yplate Socket 504 (W x H x D)	143x80x6mm

Gli schemi di collegamento sono disponibili sul sito internet: [www.yachtica.com](http://www.yachtica.com). L'azienda si riserva il diritto di modificare i dati contenuti senza preavviso. All wiring diagrams are available on web site: [www.yachtica.com](http://www.yachtica.com). The company reserves the right to change the data without notification.



YPLATE®67

Dotate di corpo monoblocco in acciaio inox AISI 316 e disponibili in diverse configurazioni fino ad 8 pulsanti, le YPlate®67 nascono per l'uso in ambienti esterni finalizzato al controllo dell'illuminazione e di movimentazioni quali passerelle, portelloni, lift, ecc. L'elettronica di controllo è completamente impermeabilizzata, rendendo la placca IP67.

Equipped with AISI 316 stainless steel single-block body and available in different settings up to 8 buttons, the YPlate®67 is born for outdoor use dedicated to light control and devices as gangways, doors, balcon, swimming platforms etc. The control electronics are completely waterproofed, providing IP67 protection.

**CARATTERISTICHE TECNICHE**

- Costruzione in acciaio inox AISI 316 ed etichetta in policarbonato ad alta resistenza, per esterni.
- Installazione verticale o orizzontale
- Fissaggio a paratia con guarnizione in neoprene
- Finitura lucida o satinata
- Pulsanti a contatto pulito
- Pulsanti con LED di feedback
- Protezione IP67
- Disponibile anche nella versione mini

**FEATURES**

- AISI 316 stainless steel construction and high-strength polycarbonate label, for outdoors.
- Vertical or horizontal installation
- Bulkhead fixation with neoprene seal
- Glossy or satin finish
- Dry contact buttons
- Buttons with feedback LEDs
- IP67 protection
- Also available in mini version

**YPLATE®67**

Versione con telaio in acciaio inox AISI 316 con viti a vista. Il fissaggio avviene tramite 4 bulloni a vista in acciaio inox.

**YPLATE®67**

**VERSIONE MINI**

Versione con telaio in acciaio inox AISI 316 di dimensioni ridotte. Il fissaggio avviene tramite 4 prigionieri posti sul retro della placca stessa.

**YPLATE®67**

Version with AISI 316 stainless steel frame with exposed screws. The fixation is done by 4 exposed stainless steel bolts.

**YPLATE®67**

**MINI VERSION**

A reduced-size AISI 316 stainless steel frame version. The fixation is done through 4 studs placed on the back of the plaque itself.

Gli schemi di collegamento sono disponibili sul sito internet: [www.yachtica.com](http://www.yachtica.com). L'azienda si riserva il diritto di modificare i dati contenuti senza preavviso. All wiring diagrams are available on web site: [www.yachtica.com](http://www.yachtica.com). The company reserves the right to change the data without notification.



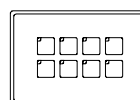
YPLATE®67

CONFIGURAZIONE YPLATE®67

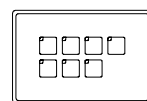
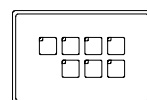
YPLATE®67 CONFIGURATION

LAYOUT

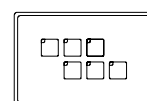
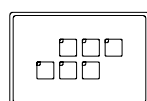
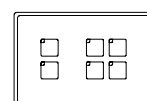
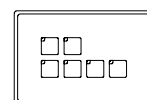
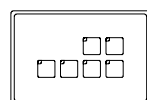
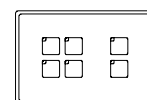
8 BUTTONS



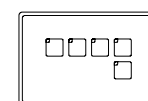
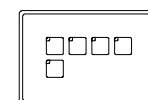
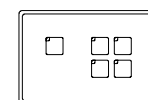
7 BUTTONS



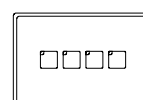
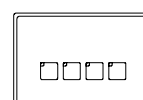
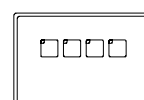
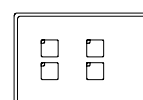
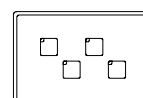
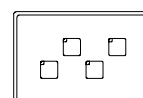
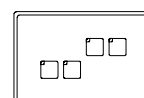
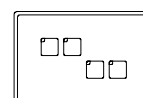
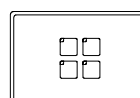
6 BUTTONS



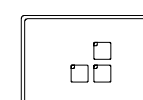
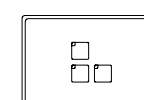
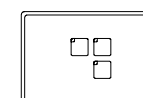
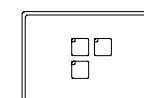
6 BUTTONS



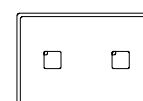
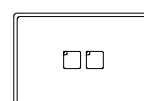
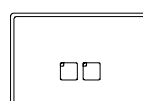
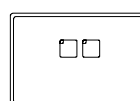
4 BUTTONS



3 BUTTONS



2 BUTTONS



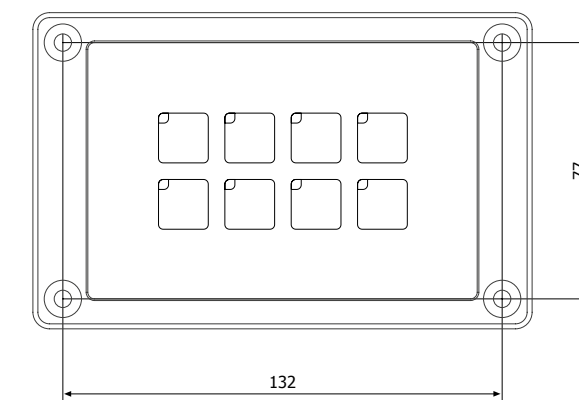
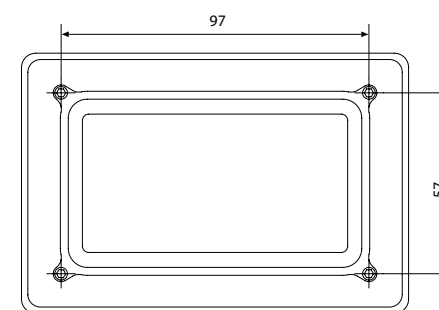
and more...



YPLATE®67

DIME DI FORATURA (in mm)

CUTOUT TEMPLATE (mm)



DATI TECNICI

Alimentazione del LED	12-24V <sub>DC</sub> /AC con comuni indipendenti a gruppi
Dimensioni YPlate67 (L x A x P)	150x95x5mm
Dimensioni YPlate67 Mini (L x A x P)	122x82x5mm

TECHNICAL DATA

LED Power	12-24V <sub>DC</sub> /AC with independent common groups
Size YPlate67 (W x H x D)	150x95x5mm
Size YPlate67 Mini (W x H x D)	122x82x5mm



HPLATE®

Realizzate in alluminio e disponibili in configurazioni fino a 4 pulsanti (standard 502) o 8 pulsanti (standard 503), le HPLate si caratterizzano per la semplicità di installazione: l'elettronica è integrata nella placca e i connettori del bus rendono rapidissimo il cablaggio al sistema Yachtica®; l'aggancio magnetico al telaio riduce ulteriormente i tempi di installazione. Oltre alla linea standard sono disponibili colori e finiture speciali, per soddisfare le richieste più esigenti.

I tasti, singoli o doppi, con o senza icone, sono singolarmente rimovibili per poter essere sostituiti in ogni momento: durante l'installazione, in fase di consegna dell'impianto o successivamente, durante eventuali refit.

È possibile decidere la modalità di accensione dei LED dei pulsanti oppure programmarne il funzionamento se la tastiera è collegata via bus al sistema Yachtica®.

La versione a contatti puliti le rende compatibili con qualsiasi altro sistema domotico.

Il coordinamento con le HPLate Prese garantisce un risultato estetico uniforme.

## CARATTERISTICHE TECNICHE

- Costruzione in alluminio
- Profili ultra-sottili e ingombri ridotti
- Fissaggio magnetico su telai 502 o 503
- Elettronica integrata con comunicazione EasyBUS
- Programmazione attraverso software Cabot
- Intensità retroilluminazione regolabile
- Feedback pulsanti programmabile
- Ingressi a contatto pulito, nella versione base
- Morsetti estraibili
- Elettronica tropicalizzata

Made of aluminium and available in configuration up to 4 buttons (standard 502) or 8 buttons (standard 503), the HPLate is characterized by the simplicity of installation: the electronics is integrated into the plate and the bus connectors make wiring to the Yachtica® system very fast; magnetic hooking to the frame further reduces installation time.

In addition to the standard line are available colors and special finishes, to meet the most demanding requests.

The keys, single or double, with or without icons, are individually removable in order to be replaced at any time: while installing, during the delivery of the plant or later, during possible refits.

You can decide how the LED of the buttons is turned on, or plan how the key LEDs work if it is connected by bus to the Yachtica® system.

The dry contact version makes them compatible with any other automation system.

Coordination with the HPLate Socket ensures a uniform aesthetic result.

## FEATURES

- Aluminium construction
- Ultra-thin profiles and small footprints
- Magnetic fixation on 502 or 503 standard
- Integrated electronics with EasyBUS communication
- Programming through Cabot software
- Adjustable backlight intensity
- Programmable button feedback
- Dry contact inputs, in the basic version
- Detachable terminal blocks
- Conformal coating treatment



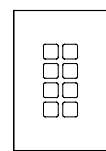
HPLATE®

## CONFIGURAZIONE HPLATE®

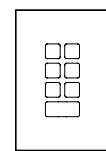
## HPLATE CONFIGURATION®

### LAYOUT

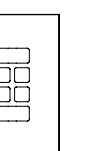
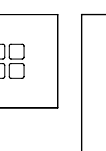
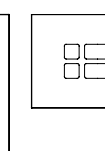
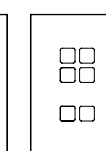
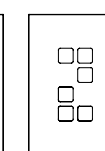
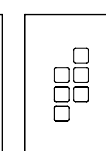
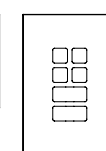
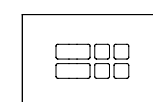
#### 8 BUTTONS



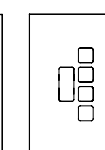
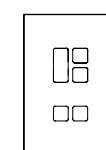
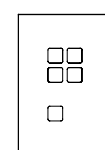
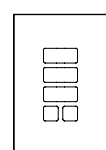
#### 7 BUTTONS



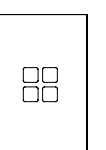
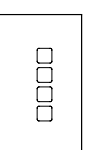
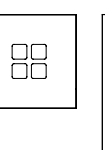
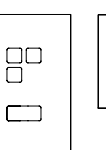
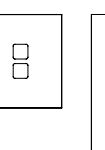
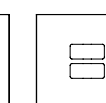
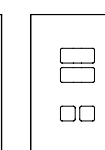
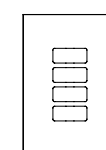
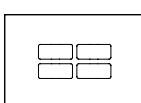
#### 6 BUTTONS



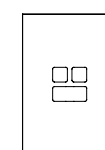
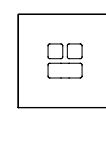
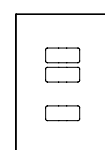
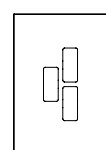
#### 5 BUTTONS



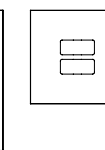
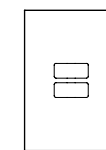
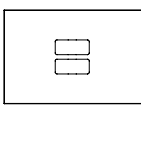
#### 4 BUTTONS



#### 3 BUTTONS



#### 2 BUTTONS



and more...

### COLORI STANDARD

Nero opaco  
Argento anodizzato  
Bronzo spazzolato

**Personalizzazione**  
Colore e finitura alluminio personalizzabile su richiesta.

### STANDARD COLOURS

Matt black  
Anodized silver  
Brushed bronze

**Custom finishes**  
Color and aluminum finish customizable on demand.

### ICONE PERSONALIZZATE

Su richiesta, loghi e icone stampate sull'etichetta, per una semplice e completa customizzazione.

### CUSTOM ICONS

On request, logos and icons printed on the label, for a simple and complete customization.

### RETROILLUMINAZIONE

Pulsanti retroilluminati e LED di stato impostabili manualmente o tramite programmazione.

### BACKLIGHT

Backlit buttons and status LEDs that can be set manually or by programming.

## HPLATE® PRESE

Per un perfetto coordinamento con le pulsantiere viene fornita una specifica serie di prese, corredata da un'ampia gamma di componenti e accessori: schuko, bipasso, RJ11, RJ45, ecc. Le prese sono disponibili negli standard 502, 503 e 504.

## HPLATE® SOCKET

A specific set of sockets is provided for perfect coordination with the buttons, accompanied by a wide range of components and accessories: schuko, bypass, RJ11, RJ45, etc. The sockets are available for 502, 503 and 504 standards.

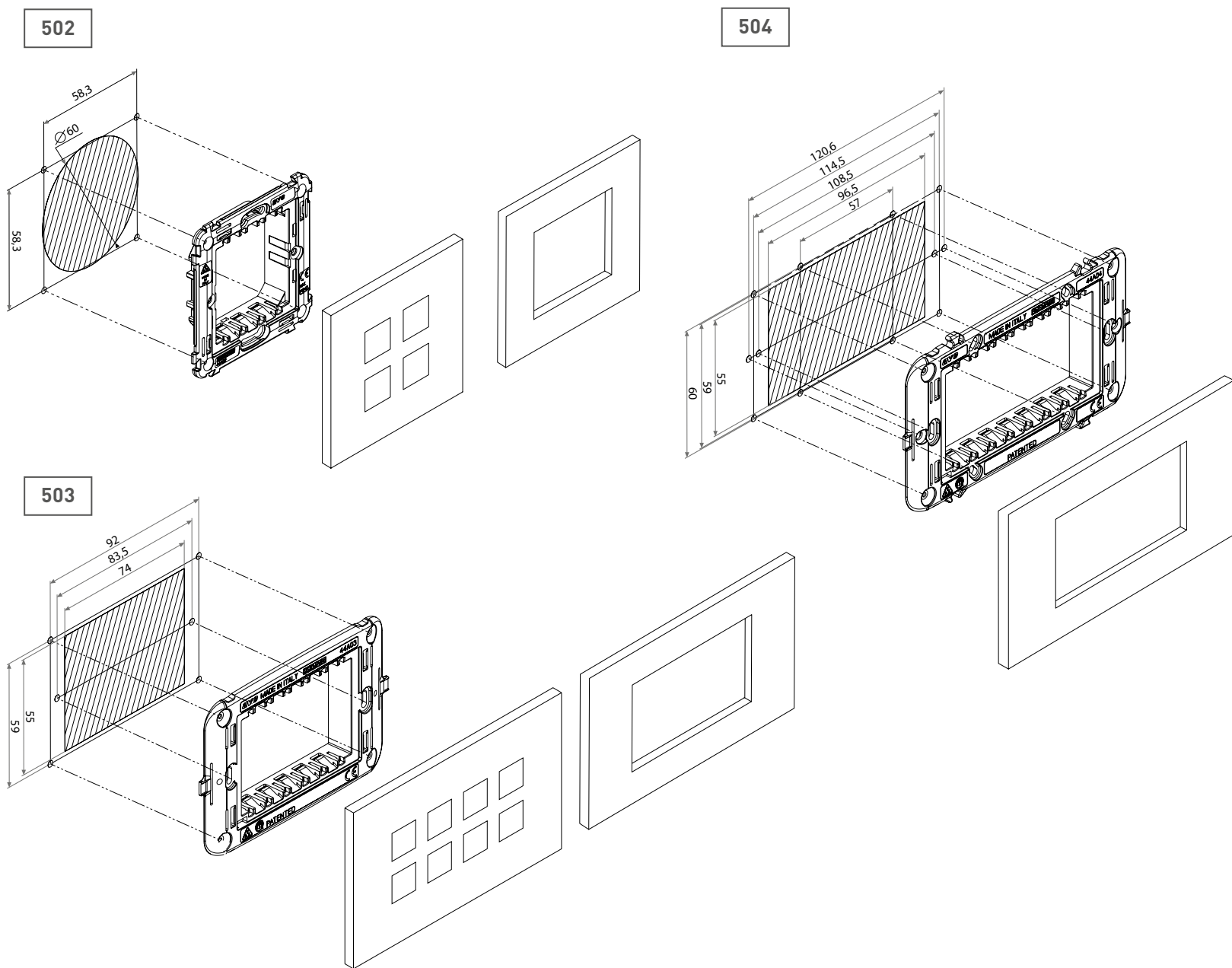




HPLATE®

DIME DI FORATURA (in mm)

CUTOUT TEMPLATE (mm)



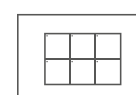
DATI TECNICI

Alimentazione dell'elettronica	11-28Vdc
Assorbimento massimo in ingresso	40mA
Dimensioni HPlate 502 (L x A x P)	80x80x6mm
Dimensioni HPlate 503 (L x A x P)	120x80x6mm
Dimensioni HPlate Prese 502 (L x A x P)	80x80x6mm
Dimensioni HPlate Prese 503 (L x A x P)	120x80x6mm
Dimensioni HPlate Prese 504 (L x A x P)	143x80x6mm
Dimensioni pulsanti quadrati	12,6x12,6mm
Dimensioni pulsanti rettangolari	29,1x12,6mm

TECHNICAL DATA

Electronic power supply	11-28Vdc
Maximum electronic requirements	40mA
Size HPlate 502 (W x H x D)	80x80x6mm
Size HPlate 503 (W x H x D)	120x80x6mm
Size HPlate Socket 502 (W x H x D)	80x80x6mm
Size HPlate Socket 503 (W x H x D)	120x80x6mm
Size HPlate Socket 504 (W x H x D)	143x80x6mm
Size square key	12,6x12,6mm
Size rectangular key	29,1x12,6mm

Gli schemi di collegamento sono disponibili sul sito internet: [www.yachtica.com](http://www.yachtica.com). L'azienda si riserva il diritto di modificare i dati contenuti senza preavviso. All wiring diagrams are available on web site: [www.yachtica.com](http://www.yachtica.com). The company reserves the right to change the data without notification.



KPLATE®

Realizzate in alluminio e disponibili in configurazioni fino a 4 pulsanti (standard 502) o 6 pulsanti (standard 503), le KPlate si caratterizzano per la versatilità dei colori e delle finiture disponibili, per soddisfare le richieste più esigenti.

Dotate di elettronica integrata, i connettori del bus rendono rapidissimo il cablaggio al sistema Yachtica®; l'aggancio magnetico al telaio riduce ulteriormente i tempi di installazione.

I tasti, singoli, doppi o addirittura quadrupli, con o senza icone, sono singolarmente rimovibili per poter essere sostituiti in ogni momento: durante l'installazione, in fase di consegna dell'impianto o successivamente, durante eventuali refit.

È possibile decidere il colore e la modalità di accensione dei LED RGB dei pulsanti oppure programmarne il funzionamento, se la tastiera è collegata via bus al sistema Yachtica®.

La versione a contatti puliti le rende compatibili con qualsiasi altro sistema domotico.

Il coordinamento con le KPlate Prese garantisce un risultato estetico uniforme.

Made of aluminium and available in configuration up to 4 buttons (standard 502) or 6 buttons standard 503), the KPlate is characterized by the versatility of the colors and finishes available, to meet the most demanding requests.

Equipped with built-in electronics, the bus connectors make the wiring to the Yachtica® system very fast; magnetic hooking to the frame further reduces installation time.

The keys, single, double or even quadruple, with or without icons, are individually removable in order to be replaced at any time: while installing, during the delivery of the plant or later, during possible refits.

You can decide the color and mode of turning on the RGB LEDs of the buttons, or plan how they work if the keyboard is bus-connected to the Yachtica® system.

The dry contact version makes them compatible with any other automation system.

Coordination with the KPlate Socket ensures a uniform aesthetic result.

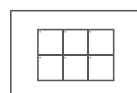
CARATTERISTICHE TECNICHE

- Costruzione in alluminio anodizzato
- Fissaggio magnetico su telai monoblocco Yachtica® (502 o 503)
- Elettronica integrata con comunicazione EasyBUS
- Programmazione attraverso software Cabot
- Pressione tasti con tecnologia SoftTouch®
- Intensità e colore RGB del LED di stato regolabili
- Ingressi a contatto pulito, nella versione base.
- Morsetti estraibili
- Elettronica tropicalizzata

FEATURES

- Anodized aluminum construction
- Magnetic fixation on Yachtica® single-block frame (502 or 503)
- Integrated electronics with EasyBUS communication
- Programming through Cabot software
- Key press with SoftTouch® technology
- Adjustable RGB status LED intensity and color
- Dry contact inputs, in the basic version.
- Detachable connecting block
- Conformal coating treatment

Gli schemi di collegamento sono disponibili sul sito internet: [www.yachtica.com](http://www.yachtica.com). L'azienda si riserva il diritto di modificare i dati contenuti senza preavviso. All wiring diagrams are available on web site: [www.yachtica.com](http://www.yachtica.com). The company reserves the right to change the data without notification.

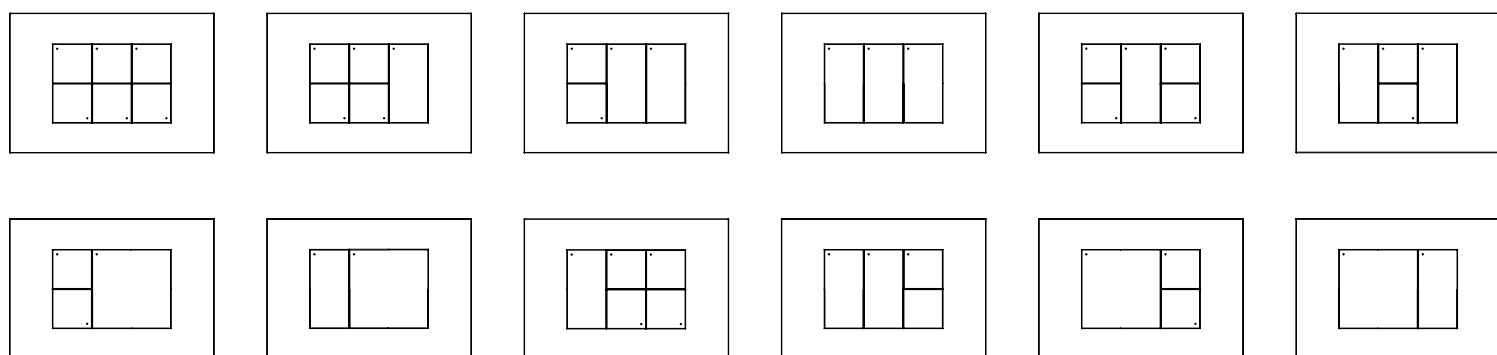


KPLATE®

## CONFIGURAZIONE KPLATE®

## KPLATE® CONFIGURATION

### LAYOUT



and more...

### FINITURE PERSONALIZZATE

Totale personalizzazione dei colori e delle finiture.

### CUSTOM FINISHES

Total customization of colors and finishes.

### ICONE PERSONALIZZATE

Su richiesta loghi e icone incise a laser, per una semplice e completa customizzazione.

### CUSTOM ICONS

On request the logos and icons engraved with laser, for a simple and complete customization.

### RETROILLUMINAZIONE

Pulsanti con LED di stato RGB, impostabili manualmente o tramite programmazione.

### BACKLIGHT

RGB status LED buttons, which can be set manually or by programming.

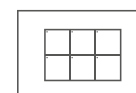
## KPLATE® PRESE

Per un perfetto coordinamento con le pulsantiere viene fornita una specifica serie di prese, corredata da un'ampia gamma di componenti e accessori: schuko, bipasso, RJ11, RJ45, ecc. Le prese sono disponibili negli standard 502, 503 e 504.

## KPLATE® SOCKET

A specific set of sockets is provided for perfect coordination with the buttons, accompanied by a wide range of components and accessories: schuko, bypass, RJ11, RJ45, etc. The sockets are available for 502, 503 and 504 standards.

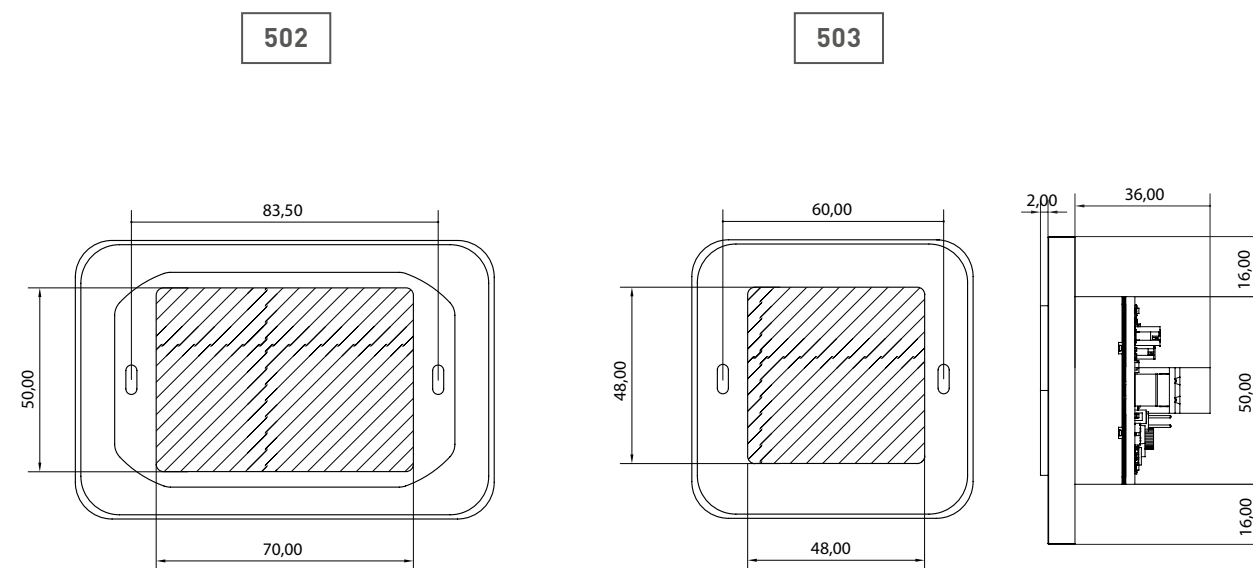
Gli schemi di collegamento sono disponibili sul sito internet: [www.yachtica.com](http://www.yachtica.com). L'azienda si riserva il diritto di modificare i dati contenuti senza preavviso. All wiring diagrams are available on web site: [www.yachtica.com](http://www.yachtica.com). The company reserves the right to change the data without notification.



KPLATE®

## DIME DI FORATURA (in mm)

## CUTOUT TEMPLATE (mm)




## DATI TECNICI

Alimentazione dell'elettronica	11-28Vdc
Assorbimento massimo in ingresso	40mA
Dimensioni KPlate 502 (L x A x P)	80x80x6mm
Dimensioni KPlate 503 (L x A x P)	120x80x6mm
Dimensioni KPlate Prese 502 (L x A x P)	80x80x5mm
Dimensioni KPlate Prese 503 (L x A x P)	120x80x5mm
Dimensioni KPlate Prese 504 (L x A x P)	143x80x5mm
Dimensioni pulsanti singoli	23x23mm
Dimensioni pulsanti doppi	23x46mm
Dimensioni pulsanti quadrupli	46x46mm

## TECHNICAL DATA

Electronic power supply	11-28Vdc
Maximum electronic requirements	40mA
Size KPlate 502 (W x H x D)	80x80x6mm
Size KPlate 503 (W x H x D)	120x80x6mm
Size KPlate Socket 502 (W x H x D)	80x80x5mm
Size KPlate Socket 503 (W x H x D)	120x80x5mm
Size KPlate Socket 504 (W x H x D)	143x80x5mm
Size square key	23x23mm
Size rectangular key	23x46mm
Size big square key	46x46mm

Gli schemi di collegamento sono disponibili sul sito internet: [www.yachtica.com](http://www.yachtica.com). L'azienda si riserva il diritto di modificare i dati contenuti senza preavviso. All wiring diagrams are available on web site: [www.yachtica.com](http://www.yachtica.com). The company reserves the right to change the data without notification.





**V.Y.C. Srl**

Via Marina di Levante, 3  
55049 Viareggio (LU)  
Italy

Tel. +39 0584 383354  
Fax +39 0584 383270  
info@yachtica.com



[www.yachtica.com](http://www.yachtica.com)